



Car Lapping Day Rules

7:30am Registration Opens	7:45am Technical Inspection Begins
8:30am Mandatory Drivers Meeting	9:00am Lapping Begins
12:00pm – 1:00pm Lunch Break	5:00pm Lapping Ends

Please familiarize yourself with these Car Lapping Day Rules to ensure an enjoyable and successful day. Drivers are expected to conduct themselves in a mature and responsible manner considering the various abilities of the other drivers. Drivers shall respect the directions and decisions of the officials at all times. Drivers are responsible for the actions of their crew and guests. Shannonville Motorsport Park reserves the right to deny participation at any time.

Lapping Day Technical Checklist






Please review the track worthiness of your car before going out on the track.

Helmet with current DOT rating or better is recommended.	(✓)
Fully operational seat belts.	
Full tank of fuel.	
Tires properly inflated and structurally sound.	
Torque wheel nuts.	
All loose items removed from passenger compartment.	
Properly working front and rear brakes.	
No fluid leaks of any kind.	
Properly working front and rear brakes.	

Lapping Day Personal Checklist

Drink plenty of water or electrolytes.	(✓)
Take a break when you are tired.	
Have a snack.	
Check your car regularly.	
Enjoy lunch.	
Ask for advice.	

Lapping Day Track Rules

Green flag		Track is clear
Blue flag		Passing zone, must complete pass before next corner
Yellow flag		Caution, reduce speed, no passing
Yellow/Red flag		Debris, watch for debris or fluids
Black flag		Driver warning, proceed to pit lane at reduced speed and see an official
Red flag		Emergency, reduce speed and proceed to pitlane, be prepared to stop on the track if directed by an official
Checkered flag		Session is over, proceed to pit lane at reduced speed

Be aware of the yellow blend line when you enter and exit pit lane. You must remain to the left of the blend line when you enter and exit pit lane.

Passing is only permitted in the blue flag passing zones. All passes must be completed before the next corner. The faster car shall go around the slower car.

If something does not feel right, please proceed to the paddock and check with an official.

Passengers are permitted.